



Music Virtual Learning

Concert Orchestra

April 15, 2020



Concert Orchestra

Lesson: April 15, 2020

Objective/Learning Target:

Students will learn about a modern composer & how culture influences her musical writing style.

Warm-Up



Let's looking at shifting from an academic standpoint!

- ★ Notes still go in order
- ★ You will add a finger for a note higher
- ★ You will take off a finger for a note lower
- ★ Your hand is simply in a new place

Look at the finger numbers-below the staff are 1st position fingers and above the staff is 3rd position.

1 2 3 4 1 2 3 4 1 3 4 1 4

3 0 ↓1 ↓2 3 0 ↓2 ↓2 4 0 ↓1 0 1

The image shows a musical staff with four measures. The first measure is in treble clef with a 4/4 time signature and contains four quarter notes: G4, A4, B4, and C5. The second measure is in alto clef and contains four quarter notes: C4, D4, E4, and F4. The third measure is in bass clef and contains four quarter notes: G3, F3, E3, and D3. The fourth measure is in bass clef and contains four quarter notes: C3, B2, A2, and G2. Above the staff, fingerings are indicated: '1 2 3 4' for the first measure, '1 2 3 4' for the second, '1 3 4' for the third, and '1 4' for the fourth. Below the staff, fingerings are indicated: '3 0 ↓1 ↓2' for the first measure, '3 0 ↓2 ↓2' for the second, '4 0 ↓1' for the third, and '0 1' for the fourth. A double bar line is placed between the second and third measures.

Violin Viola Cello Bass

This can happen on any string! The notes are still in order and you just add one finger for each new note!

1 2 3 4 1 2 3 4 1 3 4 1 4

3 4 3 4 4 0 1

The image shows a musical staff with a treble clef and a 4/4 time signature. The first measure contains four eighth notes with fingerings 1, 2, 3, and 4. The second measure contains four eighth notes with fingerings 1, 2, 3, and 4, with a double bar line and repeat sign. The third measure contains four eighth notes with fingerings 1, 3, and 4, with a double bar line and repeat sign. The fourth measure contains four eighth notes with fingerings 1 and 4, with a double bar line and repeat sign. Below the staff, the fingerings are repeated: 3 4, 3 4, 4, and 0 1.

Violin Viola Cello Bass

A decorative border of musical staves and notes surrounds the central text. The border consists of a vertical staff on the left, a vertical staff on the right, and a horizontal staff at the bottom. The notes are black and vary in rhythm and pitch, creating a musical frame for the text.

Try adding the finger numbers
and note names to the following
exercises!

Practice Exercises

	Beginner	Intermediate	Advanced
Violin	Click Here	Click Here	Click Here
Viola	Click Here	Click Here	Click Here
Cello	Click Here	Click Here	Click Here
Bass	Click Here	Click Here	Click Here

Lesson



THIS WEEK LET'S LISTEN TO...

Composer: Gabriela Lena Frank (Born 1972)
Piece: Himno de Zampoñas (Mestiza Music)



Gabriela Lena Frank

- Born in Berkley, California
- Mother of mixed Peruvian/Chinese ancestry and a father of Lithuanian/Jewish descent
- Gabriela's music is inspired by her multi-racial background as well as her travels in Latin America.
- Pianist and composer.
- Her music incorporates a story line and specific imagery.
- Winner of a Latin Grammy for Inca Dances.
- Attended Rice University getting her degrees in composition and piano and the University of Michigan for her doctorate in composition.

Here is Gabriela's Story



Mestiza Music

- This work combines classical and traditional Andean music.
- Performed with a string quartet and Andean panpipe players.
- Mestiza means half-breed
- Inspired by the mixed-race cultures of Andean South America
- Premiered at the University of Michigan in 2015.



What is Mestiza Music? (2:19-7:16)



As you listen to the work imagine this imagery



Or this image...



As you listen try to reflect on what the Gabriela Frank was trying to communicate.

[Listening Log #1](#)

[Listening Log #2](#)

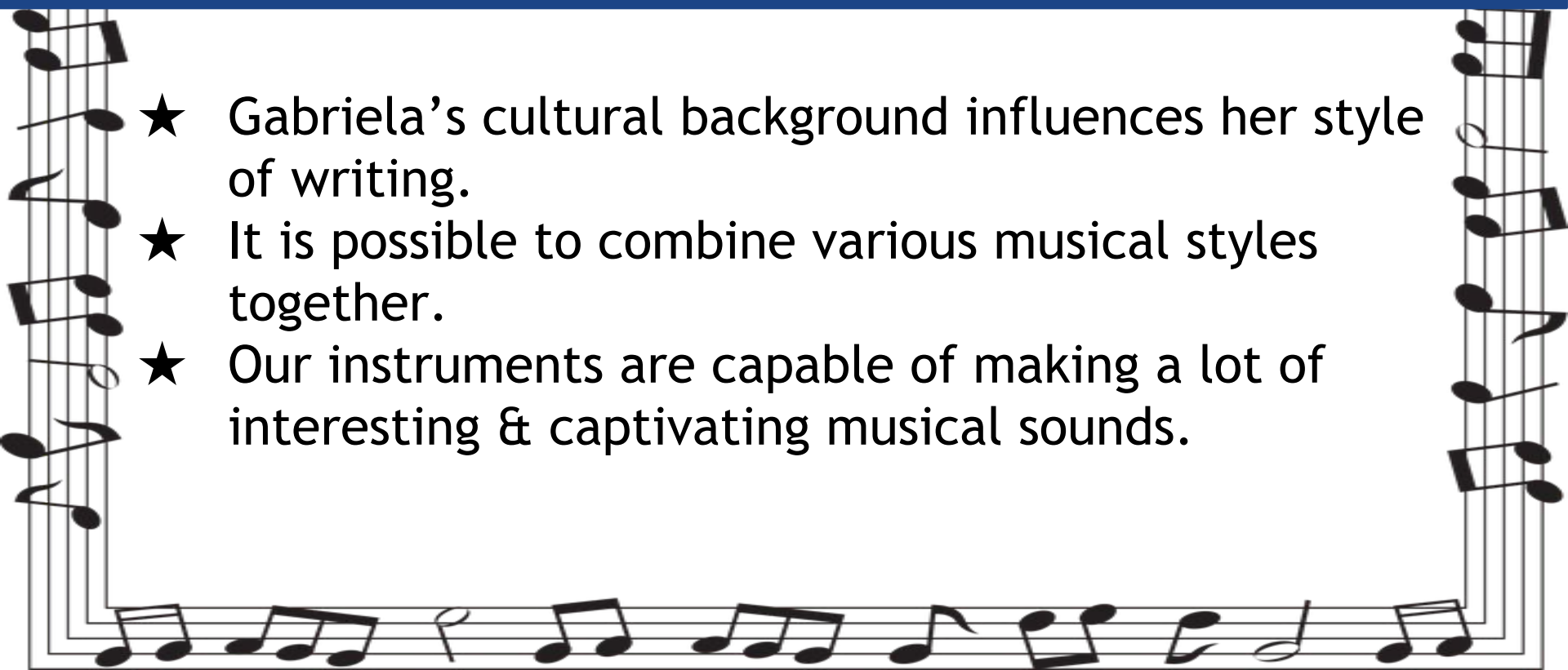
Chasqui

(Name of the sprinting messenger from the Inca Empire)




Review



- 
- ★ Gabriela's cultural background influences her style of writing.
 - ★ It is possible to combine various musical styles together.
 - ★ Our instruments are capable of making a lot of interesting & captivating musical sounds.

Self-Assessment



Create a Musical Story

1. Get your instrument and experiment with different sounds. (Be careful not to hurt your instrument)
2. Try to write down your story and coordinate musical sounds with it.
3. Record it!
4. Share it with loved ones & your orchestra teacher.

Teacher Emails

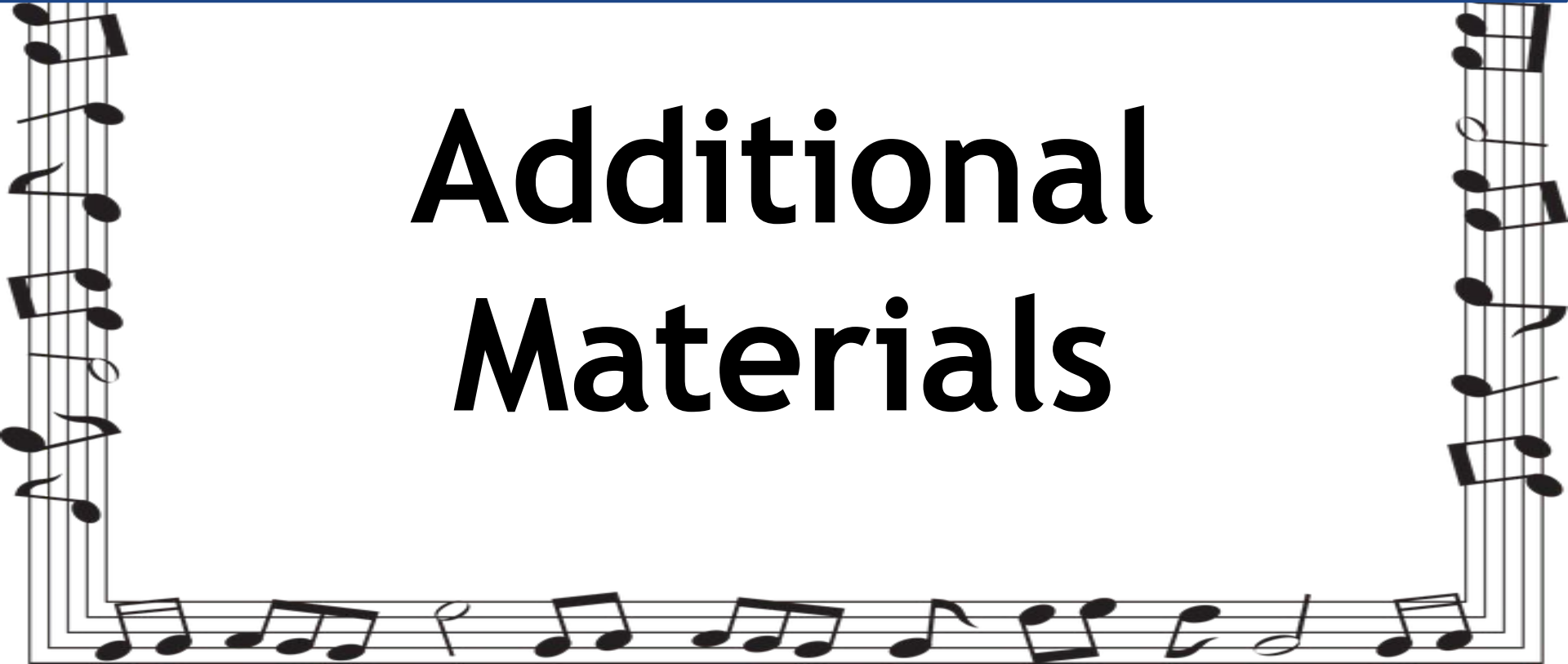
allison_ross@idschools.org

laura_vanderwoude@idschools.org

melissa_quillory@idschools.org

selene_hernandez@idschools.org

Additional Materials



[Apu: Tone Poem for Orchestra](#)

[Leyendas: An Andean Walkabout](#)

[Mestiza Music Documentary](#)